



steelpostandrail



OUTDOOR PRODUCT FOR SCHOOLS, SPORTS FACILITIES & COUNCILS



LEADERS IN SERVICE, CUSTOM DESIGN & VALUE.

Steel Post and Rail

Our Story

Steel Post & Rail was founded in 1988 by Terry McComb & Sam Rabjohns, who remains director to this present day.

Our customers are sporting facilities, schools and government entities who require high quality, long lasting products. We work along side Architects, Landscape Architects, Principle Contractors and direct with our customers project side.

Our in-house design services means we can work direct with you on the aesthetics, and complete building approvals and engineering certification required for end-to-end service.

Steel Post & Rail operate Australia-wide and specialise in Shade, Seating & Outdoor products in both standard configurations and bespoke designs. Browse our catalogue for ideas or contact us with your designs.

STEEL POST & RAIL SINCE 1988



> DESIGN

> MANUFACTURE

> INSTALLATION

OUR CUSTOMERS ARE SCHOOLS,
GOVERNMENT & SPORTING
ORGANIZATIONS



*Scan to watch how SPR
can bring value to you*



Contents

Seating	08
Table & Seating Combination	18
Spectator Seating And Grandstands	32
Shade Structures Standard	54
Covered Walkways	76
Litter Bins	78
Sport Fields Shelters & Dugouts	80
Fencing & Gates	90
Bus Shelters & Drop Off Areas	102





CLASSIC RANGE LOCSTEEL BENCH SEATS



Product Overview

Our classic bench seats are tough and resilient, through the use of our Colorbond Surf Mist 108x38 locsteel planks. They are simple yet strong, and you can powder coat the brackets and planks to add your choice of colours. The classic locsteel bench seat (delete the word come) are 450mm high and are also available in smaller junior sizes.

DULUX ALPHATEC COLOURS

*FULL COLOUR RANGE AVAILABLE ON REQUEST



CODE	LENGTHS	FINISHES	OPTIONS
SB2	2m - 3m - 4m - 6m	SURF MIST PLANKS HOT DIP GALV BRACKETS	POWDER COATED PLANKS POWDER COATED BRACKETS
SB3	2m - 3m - 4m - 6m	SURF MIST PLANKS HOT DIP GALV BRACKETS	POWDER COATED PLANKS POWDER COATED BRACKETS
SB4	2m - 3m - 4m - 6m	SURF MIST PLANKS HOT DIP GALV BRACKETS	POWDER COATED PLANKS POWDER COATED BRACKETS
SB5	1.5m x 1.5m	SURF MIST PLANKS HOT DIP GALV BRACKETS	POWDER COATED PLANKS POWDER COATED BRACKETS
WB3	2m - 3m - 4m - 6m	SURF MIST PLANKS HOT DIP GALV BRACKETS	POWDER COATED PLANKS POWDER COATED BRACKETS
CB1	2m+	SURF MIST PLANKS HOT DIP GALV BRACKETS	POWDER COATED PLANKS POWDER COATED BRACKETS

CODE SB2



2 RAIL BENCH

CODE SB3



3 RAIL BENCH SEAT

CODE SB4



4 RAIL BENCH SEAT

CODE SB5



5 RAIL BENCH SEAT

CODE BCT



STRONG
Hot Dip Galv.
Mild Steel

GALVANISED SEAT BRACKET

CODE WB3



WALL MOUNTED BENCH



ANTI SKATE TAG - 316

CODE CBI

CHANGE ROOM BENCH SEATING





CB01 - CONTEMPORARY BENCH SEAT 1.8M LONG

Robust aluminium frame, channel legs powder coated finish w/ Forest Alloy planks





CB02 - CONTEMPORARY BENCH SEAT 1.8M LONG

The CB02 uses bold CHS legs which can surface mount or fix below ground. The legs are Hot Dip Galvanised mild steel for optimal durability and an injection of contemporary industrial style.

The bench platform is a powder coated aluminium sub frame available in your choice of colour, with Forest Alloy 50x25mm aluminium slats.



Hot dip galvanised steel frames with our unique & proven LOCSTEEL Seat Planks



CODE
SC3

CLASSIC RANGE COURTESY SEATS

The SC3 courtesy seat uses a minimalistic style steel frame which comes standard hot dip galvanised in finish with Surf Mist Locsteel 108x38 seat and back rest planks. The planks can be powder coated in your choice of colour including the Forest Alloy & the Interpon Texture ranges. Arm rests are available as an optional extra if required.



Optional arm rests & powder coating on the seat planks & frames

SHOWN WITH HOT DIP GALV. FRAMES
WITH FORREST ALLOY PLANKS

CODE
SC3



SC3 STANDARD FINISHES:
 - SURF MIST COLOUR
 PLANKS
 - PVC END CAPS
 - HOT DIP GALVANISED
 FRAMES

UPGRADE OPTIONS:
 - POWDER COATED LEGS
 - POWDER COATED
 PLANKS
 - FOREST ALLOY PLANKS

CODE	LENGTHS	FINISHES	OPTIONS
SC3	1.5m - 1.8m - 2m+	SURF MIST PLANKS HOT DIP GALV BRACKETS	POWDER COATED BRACKETS ARM REST
SC4	1.5m - 1.8m - 2m+	SURF MIST PLANKS HOT DIP GALV BRACKETS	POWDER COATED BRACKETS ARM REST
SC5	1.5m - 1.8m - 2m+	SURF MIST PLANKS HOT DIP GALV BRACKETS	POWDER COATED BRACKETS ARM REST

SHOWN WITH HOT DIP GALV. FRAMES WITH FORREST ALLOY PLANKS



FOREST ALLOY SEAT PLANKS

The SC4 is shown above with the unique 'Forest Alloy' seat and back rest planks in Beach Oak Colour

The Forest Alloy coating is a timber imitation coating applied to our roll-formed locsteel, giving you the strength and durability of steel with a timber look and no maintenance

FOREST ALLOY IMITATION TIMBER RANGE



SC4 BENCH SEAT WITH BACKREST

Robust by design, the SC4 bench uses a simplistic 75x8mm steel flat bar frame, hot dip galvanised as a standard finish. The seat planks and back rests are our standard Surf Mist 108x38 Locsteel section. This can be free-standing or bolted to a concrete surface.

Standard size: 1.8m long

Custom sizes: Can be manufactured to any required length

Standard Finishes: Hot dip galvanised frames; Surf Mist Seat & Back Rests planks

Custom Finishes: Forest alloy planks; Powder coated planks; powder coated frames





STANDARD ALUMINIUM BENCHES

ALUMINIUM BENCH SEATS

CODE	LENGTHS	FINISHES	OPTIONS
SBU1	2m - 3m - 4m - 6m	ANODISED PLANK	POWDER COATED END CAPS POWDER COATED BRACKETS
SBU2	2m - 3m - 4m - 6m	ANODISED PLANK	POWDER COATED END CAPS POWDER COATED BRACKETS
SBU3	2m - 3m - 4m - 6m	ANODISED PLANK	POWDER COATED END CAPS POWDER COATED BRACKETS
SBU4	1.5m x 1.5m	ANODISED PLANK	POWDER COATED END CAPS POWDER COATED BRACKETS
SBU5	2m - 3m - 4m - 6m	ANODISED PLANK	POWDER COATED END CAPS POWDER COATED BRACKETS
SBU6	2m - 3m - 4m - 6m	ANODISED PLANK	POWDER COATED END CAPS POWDER COATED BRACKETS





DOUBLE BENCH



STACKABLE BENCH



SINGLE BENCH



BENCH SEAT W/ BACK REST



PLATFORM BENCH 1.5M X 1.5M



WALL MOUNT BENCH



DULUX ALPHATEC COLOURS

*FULL COLOUR RANGE AVAILABLE ON REQUEST



CODE
SBU6



CODE
SBU5



CODE
SBU5



Table & Seating

CLASSIC RANGE



CODE	LENGTHS	FINISHES	OPTIONS
C21	1.5m - 1.8m - 2m+	HOT DIP GALV FRAMES SURF MIST PLANKS	POWDER COATED PLANKS POWDER COATED FRAMES
C41	1m x 1m Table	HOT DIP GALV FRAMES SURF MIST PLANKS	POWDER COATED PLANKS POWDER COATED FRAMES



CODE
C21

EXTRA TOUGH
Hot Dip Galv.
Mild Steel



CODE
C41

EXTRA TOUGH
Hot Dip Galv.
Mild Steel



IONA COLLEGE TENNIS CENTRE - CUSTOM POWDER COATED FURNITURE



TOUGHNESS GUARANTEE!

If you have a problem with frames and planks being bent and damaged from people deliberately jumping on your furniture, try this table setting.



CODE SA21

CODE SA21

**EXTRA TOUGH
HOT DIP GALV.
MILD STEEL**



Scan to view our
Vandal Resistant Demo

CODE C41

**ALUMINIUM
TABLE SETTING**



ALUMINIUM TABLE & SEATING

CODE C2A1 **HEAVY DUTY ALLOY**



CODE C2A2 **HEAVY DUTY ALLOY**



CODE C2A3 **HEAVY DUTY ALLOY**



DULUX ALPHATEC COLOURS

*FULL COLOUR RANGE AVAILABLE ON REQUEST



CODE	LENGTHS	FINISHES	OPTIONS
SBU1	2m - 3m - 4m - 6m	ANODISED PLANK	POWDER COATED END POWDER COATED
SBU2	2m - 3m - 4m - 6m	ANODISED PLANK	POWDER COATED END POWDER COATED
SBU3	2m - 3m - 4m - 6m	ANODISED PLANK	POWDER COATED END POWDER COATED
SBU4	1.5m x 1.5m	ANODISED PLANK	POWDER COATED END POWDER COATED
SBU6	2m - 3m - 4m - 6m	ANODISED PLANK	POWDER COATED END POWDER COATED



SA21 TABLE SETTING

ROBUST STEEL FRAME WITH STANDARD SURF MIST LOCSTEEL SEAT & TABLE PLANKS. COMES STANDARD LENGTH 1.5m & 1.8m Long





SA21 TABLE SETTING

THIS TABLE IS EXTREMELY STRONG & HARD WEARING WITH A HOT DIP GALVANISED STEEL FRAME, & ANODISED ALUMINIUM SEAT & TABLE PLANKS.

COMES STANDARD 1.5m & 1.8m long; seats 1 person per 500mm approximately.





CODE
C30


C30 TABLE SETTING

The C30 is a premium table setting, manufactured from hot dip galvanised CHS legs, and a powder coated bench top with Forest Alloy seat & table planks

Standard length is 1.8m

Options: Select your favourite powder coating colour, and Forest Alloy timber imitation seat & table planks





C32 TABLE SETTING

The C32 setting is 100% aluminium in make-up, with a nice contrast between the powder coated finish heavy duty frame, and the Forest Alloy timber imitation seat and table planks.

The robust materials create a hard wearing table setting ideal for high use areas, with the softness and appeal of a premium furniture piece. The C32 is designed to bolt to a suitable concrete surface.

Standard length is 1.8m

Options: Choose your powder coating colour on the frame; choose from the standard Forest Alloy range on seat & table planks; Seat & table planks are also available in standard Powder Coat finish, and composite timber, or natural Hardwood Timber

CODE
R32



INTERPON TEXTURA

FOREST ALLOY

IMITATION TIMBER RANGE

-  DEEP OCEAN
-  IRONSTONE
-  JASPER
-  MONUMENT
-  SILVER
-  SURF MIST
-  WOODLAND GREY



CODE
C36





**BLAZE
BLUE**



**DARK
VIOLET**



**LEMON
YELLOW**



**ORANGE
X15**



**SHALE
GREY**



MONUMENT

DULUX ALPHATEC COLOURS

*FULL COLOUR RANGE AVAILABLE ON REQUEST



PICNIC SETTING

TABLE & SEATING



We collaborate with you to Design, manufacture & install Bespoke outdoor furniture With form & function.



PROJECT OVERVIEW

UQ Link - Spotted Gum Seating

The UQ Link is a unique covered walkway structure that connects pedestrian movement from the Eleanor Schonell Bridge pedestrian path & bus interchange to the University of Queensland campus buildings.

The bench seating uses tinted off-form concrete plinths, with a powder coated aluminium sub-frame supporting Spotted Gum seating boards at varying widths and randomly patterned.



PROJECT OVERVIEW

St Laurence's Chapel
Courtyard Seating

Designed by Jeremy Ferrier LSA, the Chapel Courtyard at St. Laurence's College in Brisbane is a beautiful sitting area for outdoor learning and lunch time.

What was previously an open concreted area in direct sun, is now very pleasant space visually and functionally with new raised garden beds and Seating & Shade by Steel Post & Rail.



ALUMINIUM SPECTATOR SEATING

SMALL GRANDSTANDS

CODE
GU3

3m Long SEATS 18
6M Long SEATS 36



COMFORTABLE SEATING SPACE
NO KNEES IN YOUR BACK



CODE
GU4

3m Long SEATS 24
6M Long SEATS 48



3m Long SEATS 18
6M Long SEATS 36

STAIRWAYS & BALUSTRADES

AVAILABLE WITH MODULAR
STAIRWAYS THAT PLUG INTO THE SIDE OF
THE STANDS GIVING YOU FLEXIBILITY IN
CONFIGURATIONS



CODE
GU4S

3m Long SEATS 24
6M Long SEATS 48






OUR VALUE GUARANTEE – We won't be beaten on price for the same grandstand product. Call our team to find out what you need to look for when choosing a grandstand.

DULUX ALPHATEC COLOURS

*FULL COLOUR RANGE AVAILABLE ON REQUEST







Our Hot Dip Galvanised Steel Grandstands are guaranteed to stand the test of time. The galvanised steel frame has been in service for over 30 years, and we enjoy seeing 20+ year old stands still in use today and in great condition. The galvanised steel frame is better suited to mobile grandstands and grandstands with roof attachments, or any application where the toughness of steel is a factor.

GALVANISED STEEL **SPECTATOR SEATING** SMALL GRANDSTANDS

CODE
GC3

3m LONG SEATS 18
6m LONG SEATS 36



GC3: 3-TIER HDG STEEL GRANDSTAND

**SHADE
OPTIONS**

**LENGTH
OPTIONS**

**WIDER
WALKWAYS**

**MOBILITY
KITS**

**DURABILITY
OF STEEL**

**STAIRWAY
OPTIONS**





CODE
GC4

3m LONG SEATS 18
6m LONG SEATS 36

GC4 & GC5: Super tough hot dip galvanised steel grandstands with way more room than competitor product & Compliant access options.



CODE
GC5

3m LONG SEATS 30
6m LONG SEATS 60

Mobile Grandstands – Move both of these models around your Facility with one mobility kit service multiple grandstands.



CODE
GC5S

3m LONG SEATS 30
6m LONG SEATS 60

GC5S - 5-TIER GRANDSTAND WITH SKILLION ROOF OPTION



CODE
GC5W

3m LONG SEATS 30
6m LONG SEATS 60

GC5W: 5 - TIER GRANDSTAND WITH WAVED ROOF OPTION



STAIRWAYS AVAILABLE IN THE CENTRE OR AT THE ENDS OF THE STAND



CUSTOM WALLS & SCREENING IN YOUR CHOICE OF COLOURS



OPTIONS ON ROOVES & SCREENS MOBILITY KITS WALLS & LOCKABLE STORAGE



MOBILITY KITS FOR TOWING & FORKLIFTING



CODE
GC5S



60 PERSON CAPACITY
 5-TIER x 6m LONG
 LARGE ROOF AREA
 SUITS HIGH WIND AREAS
 OPTIONS ON COLOUR
 HOT DIP GALV. STEEL
 COLORBOND ROOFING
 EXTRA WIDE WALKWAYS
 NO KNEES IN YOUR BACK
 OPTIONAL STAIRS



GRANDSTANDS

LARGE CAPACITY STANDS








CLONCURRY SHOW GROUNDS

STEEL POST & RAIL were engaged by Cloncurry Shire Council to engage in Shade structures, dugout and grandstand installation at the Cloncurry Show grounds.

We are a one stop shop for field upgrades including engineering, design, manufacture and installation. We will save you time and money and won't be beaten on price for large scale field upgrades.





CLONCURRY SHOW GROUNDS - Shade Structures, Dugout & Grandstand





JIMBOOMBA LITTLE ATHLETICS: BLEACHER SEATING w/ LOCKABLE STORAGE



NORTHS DEVILS RL: RAISED DECK BLEACHERS



MARSDEN SHS: BLEACH SEATING w/ LOCKABLE STORAGE SHED



GOLD COAST STADIUM: RELOCATABLE BUCKET SEATING



AFLQ CARRARA: RAISED DECK BUCKET SEATS



BROTHER RUGBY LEAGUE, TOWNSVILLE – TIERED BUCKET SEATS



AFLQ CARRARA: RAISED DECK BUCKET SEAT



ORMISTON COLLEGE, TIERED BENCH SEATS WITH BACKRESTS



MOUNT ISA RODEO ARENA: 10-TIER BLEACHER SEATS



REDEEMER LUTHERAN COLLEGE: GC5 w/ SHADE STRUCTURE



BUNDABERG SHOW GROUNDS: RAISED DECK BLEACHER SEATING



DREAMWORLD: 10 TIER BLEACHERS WITH STAIRWAYS

Design, Manufacture & Construct SHADE STRUCTURES



CODE	LENGTHS	FINISHES	OPTIONS
SSC (CURVE)	4m x 4m OR 6m x 6m OR 8m x 8m	HOT DIP GALV POST & BEAM COLORBOND ROOFING & TRIM	PAINT FINISH TO STEEL WORK CUSTOM DIMENSIONS
SSW (WAVE)	4m x 4m OR 6m x 6m OR 8m x 8m	HOT DIP GALV POST & BEAM COLORBOND ROOFING & TRIM	PAINT FINISH TO STEEL WORK CUSTOM DIMENSIONS
SSS (SKILION)	4m x 4m OR 6m x 6m OR 8m x 8m	HOT DIP GALV POST & BEAM COLORBOND ROOFING & TRIM	PAINT FINISH TO STEEL WORK CUSTOM DIMENSIONS
SSP (PYRAMID)	4m x 4m OR 6m x 6m	HOT DIP GALV POST & BEAM COLORBOND ROOFING & TRIM	PAINT FINISH TO STEEL WORK CUSTOM DIMENSIONS





CODE
SSC

CURVE



CODE
SSP

PYRAMID

SUPPLIED WITH ENGINEERING CERTIFICATION & FOOTING DESIGNS
WE MANUFACTURE & INSTALL INCLUDING CONCRETING & MORE



CODE
SSS

SKILLION



CODE
SSW

WAVE



SKILLION ROOF SHELTERS



SKILLION ROOF SHELTERS

Choose from Colorbond Metal Sheeting with roof Locsteel roof battens, or the popular Insulated Roof Panels.

Common sizes: 4m x 4m; 6m x 6m; 8m x 8m

Options: Custom sizes & designs;
Powder coated posts & beams; screening







SAN SISTO COLLEGE

Steel Post & Rail designed & installed this fantastic new insulated roof area including engineering certification and installation of structural concrete.





INSULATED PANEL SKILLION ROOF

The Bondor 150mm Insulated Roof Panels block direct sun onto the adjacent classrooms and reduce the load of the air conditioning systems.





GABLE ROOF

Steel Post & Rail
Manufacture & Install
A Range Of Gable Roof
Shade Structures For
Schools, Council Parks & All
Applications.

Common Sizes

4m X 4m ; 6m X 6m ; 6m X 4m ; 8x4m
8m X 6m ; 8m X 8m ; Custom Sizes

Options: Customised
Screening, Bbq's, Food Prep
Benches, Table & Seating

Choose From Loctseel
Battens With Colorbond
Roof Sheeting Or Insulated
Roof Panel





DARLING POINT BUS-PARK

GABLE ROOF UNIVERSAL BEAM
 12m WIDE GABLE x 22m LONG
 TWO-PACK EPOXY STEELWORK
 COLORBOND ROOFING & GUTTER





CURVED ROOF

STEEL POST & RAIL MANUFACTURE & INSTALL A RANGE OF CURVED ROOF SHADE STRUCTURES FOR SCHOOLS, COUNCIL PARKS & ALL APPLICATIONS.

COMMON SIZES

4m x 4m ; 6m x 6m ; 6m x 4m ; 8x4m
8m x 6m ; 8m x 8m ; CUSTOM SIZES

Options: customised screening, bbq's, food prep benches, table & seating

Choose from a variety of roof radius & offset curves, eave heights & battening on the ceiling.

Options on loctseel battens with colorbond roof sheeting or insulated roof panel





SAN SISTO COLLEGE


High level curved roof


All steel columns & beams are coated in two-pack epoxy 'woodland grey' gloss.

Roof battens are our unique colorbond locsteel in standard surf mist colour.

Decowood timber imitation aluminium battens are installed to the under side of the curved steel rafter beams. These are available in a range of timber looks & colours.

The high level roof creates a great effect of scale on the tiled plaza area, which is used for seating at lunch times and additionally for college events.





STRADBROKE ISLAND
INDIGENOUS LEARNING CENTRE
CURVED ROOF SHELTER WITH SLIDING DOOR PANELS AND FOREST ALLOY SCREENING





WAVE ROOF

Our wave roof shelters come in standard sizes, and can also be designed to suit your spaces. Wave Roof structures are popular in Schools & Parklands for their interesting roof lines and variation in height under the roof. They are engaging & look impressive, but also the curved beam adds efficiency to the structural beams.

Common sizes: 4m x 4m; 6m x 6m; 8m x 8m

Options: Custom sizes & designs;
Powder coated posts & beams; screening







PYRAMID SHELTERS

Our Pyramid Shelters come in standard sizes and custom sizes, with optional annexes, screening, and table settings. Ideal for parks and public spaces, they provide efficient cover from the sun and rain because the lowest point of the roof is at the very edge, all around. We supply and install optional extras including bin enclosures, table settings and electric barbecues to optimise your covered spaces.

Common Sizes: 4m x 4m; 6m x 6m; 8m x 8m
Options: Custom sizes & designs;
Powder coated posts & beams; screening.







CANTILEVER

Cantilever shade shelters give you a clear, open area under your roof which makes them great for busy areas.

We can add screening, insulated roof panels, lights and growing plant trellis to really make your areas pop!

People will love being under them and your facilities look amazing, and we take care of the whole process from design, engineering, concrete works and installation







CANTILEVER

SCHOOL DROP OFF SHELTERS







ST. LAURENCE'S COLLEGE CHAPEL COURTYARD BY JEREMY FERRIER
S COLLEGE SHADED SEATING AREAS





SEATING, SHADE, BALUSTRADE.





COVERED WALKWAYS

Cantilever shade shelters give you a clear, open area under your roof which makes them great for busy areas.

We can add screening, insulated roof panels, lights and growing plant trellis to really make your areas pop!

People will love being under them and your facilities look amazing, and we take care of the whole process from design, engineering, concrete works and installation.







LITTER BIN HOUSING

Select From Our Standard Offer Designs, Or Let Us Design & Build A Unique Customised Bin Enclosure For Your Facilities. Our Goal Is To Manufacture And Install A Unique Custom Enclosure For You For The Same Price As An Off-The-Shelf Product.





DUGOUTS & FIELD SHELTERS



CODE	LENGTHS	FINISHES	OPTIONS
DA1	3m - 4m - 6m+	POWDER COATED	PERFORATED WINDOWS POLYCARBONATE WINDOWS
DC5W	3m - 4m - 6m+	POWDER COATED	PERFORATED WINDOWS POLYCARBONATE WINDOWS
DA2	3m - 4m - 6m+	POWDER COATED	PERFORATED WINDOWS POLYCARBONATE WINDOWS
DC1	3m - 4m - 6m+	POWDER COATED	PERFORATED WINDOWS POLYCARBONATE WINDOWS
DS1	4m	POWDER COATED	PERFORATED WINDOWS POLYCARBONATE WINDOWS
DCM2	4m	POWDER COATED	PERFORATED WINDOWS POLYCARBONATE WINDOWS

STEEL POST & RAIL manufacture & install dugouts and player shelters Nationally.

We offer standard designs in various lengths; the lengths can be adjusted from custom sizes to suit your site.

We also offer unbeaten value for money on custom design structures including all the approvals and engineering certification you require, on top of our manufacturing and installation services.

Additionally, STEEL POST & RAIL install concrete footings & new concrete slabs for your field structures.



CODE DA1



CODE DC5W



CODE DA2



CODE DC1



CODE DS1



CODE DCM2



DA2 DUGOUT

Built with an insulated roof & Perforated wall panelling
Facilitates an optimally cool Environment under the roof,
Great for hot days.

Common lengths 3m & 6m

Options: full blackout walls, powder coating colours,
Custom sizing, hanging hooks

Seats 2 people per meter long powder coated posts & beams; screening





DAI DUGOUT

A classic design & very popular, This dugout can be optioned to Suit you. Choose on colours, size, Add clear poly windows & even Toughened laminated glass.

Common lengths 3m & 6m

Options: full blackout walls, Powder coating colours, Custom sizing, hanging hooks

Seats 2 people per meter long





HOCKEY FIELD SHELTERS

Our hockey field shelters use Insulated wall & roof panelling To provide a cool, dry space for Players, with optional tech rooms For officials & commentators.

The layout can be designed to suit Your fields with loads of options On the fitout. We include concrete Works, engineering & complete Installation in our service to save You time & money.



DC1 DUGOUT

The dc1 is a cost effective, hard wearing shelter using colorbond Steel cladding with a welded shs Frame.

Choose your colour scheme & add A club logo on the wall panels.

You can add or remove walls to Include clear poly windows, perf Aluminium for breeze, or keep the Ends open with no panels.

COMMON SIZES 3m & 6m

SEATS 2 PEOPLE PER METER.





DAI DUGOUT - UQ FOOTBALL 6M LONG

Our dai dugouts at university of Queensland football club use Aluminium perforated windows With colorbond steel skirt walls.

All colours on the frame, walls & Roof are monument.






CUSTOM DUGOUTS

Steel post & rail can manufacture And install a shelter for any size And budget.

We install nationally & can also Send to you in a kit, or freight to Site in complete assembled form.

Size, colour and cladding can be Tailored to suit your preference.

SAVE TIME & MONEY, AND GET WHAT YOU WANT.





DA2 Scorer's Shelter & Coach Box Combo

Our DA2 is a dual level field shelter used commonly in AFL facilities, with a ground level bench seat & coach's area, and a first floor scorer's bench accessible by a stairway and lockable entry door.

Manufactured with a heavy duty galvanised steel structural frame finished in a two pack paint system, the DA2 is heavy duty, designed to last longer in harsh environments. The wall and window cladding is a mix of solid & perforated 3mm aluminium, powder coated in your choice of colour scheme.

Size and stair configuration can be changed to suit your site, and we install Australia wide including concrete works.

The DA1 is shown installed at the fantastic, newly constructed Everleigh AFL field, part of the award winning Mirvac residential development.





CODE
DCM2

MOBILE DUGOUT





CAMERA DECKS & SCORER'S SHELTERS

Safe & secure working environments
For your staff & officials compliant
With oh&s standards and the N.C.C.

Film in all weather conditions with
Safe stairway access to the deck.

Available with lockable storage for
Sports gear & electrical equipment



HEAVY DUTY FENCING & GATES



STEEL POST & RAIL FENCING IS HEAVY DUTY AND MAINTENANCE FREE.

We manufacture in-house & install nationally.

Choose from heavy duty steel or heavy duty aluminium for a long lasting, great looking fence.

We manufacture & install sports field fencing, school boundary fencing & custom gates both automated & manual.





ALUMINIUM PICKET FENCING

Choose from square top or spike
Top pickets

Standard fence height is 1m

Add gates, pedestrian access
Cricket sight screens & more

We manufacture & install
Including concrete mowing strips






ST LAURENCE'S COLLEGE - BALCONY BALUSTRADE

Steel post & rail refurbished an original building with new balustrade
To replace the original, dilapidated balustrade with a heavy duty new
Steel picket panel, compliant with current construction code specs.

We will site measure, manufacture & install including demolition of old
Balustrade & disposal off site. All of our work is certified by RPEQ
Engineers to ensure safety & compliance for your risk control.







GOLD COAST LIGHT RAIL – ROAD SAFETY BARRIER FENCING; INSTALLED FOR BMD AS PART OF THEIR DELIVERY OF THE LIGHT RAIL INFRASTRUCTURE.

SCHOOL SPORTS FACILITY – ENTRY WALLS & AUTOMATED SECURITY GATES







Council fencing - our square & rectangular colorbond locosteel looks like heritage hard wood timber fencing with the maintenance free & Longevity of colorbond steel. This fencing is used extensively in by Brisbane City Council & Local Government areas across Sydney City





Our unique locosteel fencing is perfect for paddock fencing & arenas

It is highly durable & maintenance free & comes with the standard Bluescope colorbond guarantee





Council fencing - our square & rectangular colorbond locsteel looks Like heritage hard wood timber fencing with the maintenance free & Longevity of colorbond steel. This fencing is used extensively in by Brisbane city council & local government areas across Sydney city





LONG LIFE
 MAINTENANCE FREE
 COLORBOND STEEL FENCING





ACCESS GATES FOR COUNCILS & SCHOOLS

HEAVY DUTY STEEL. CHOOSE YOUR COLOURS.





SAFETY FENCING FOR THE TUGUN BYPASS PEDESTRIAN INFRASTRUCTURE

Manufactured & installed by
Steel post & rail

We excel in custom fabrication
& Installation Australia wide for
Road infrastructure

Save time & money with our one
stop shop service



CODE
BGA2

BUS SHELTERS & TRANSIT AREAS

CODE
BF2

WHAT WE OFFER:

Choose from standard
Designs

Or

Design & manufacture
A unique shelter

Options on colour,
Cladding & windows

Our service includes
Engineering

Installation & delivery
Australia-wide

CODE
BW1



CHANGE IT UP WITH WAVE, CURVE OR SKILLION ROOF PROFILES
USE LOUVRE MESH, PERFORATED PANEL OR FULL BLOCKOUT WALLS

CODE
BF3



CODE
BF4



steelpostandrail



CODE BC3



CODE BC3



CODE BC5



CODE BC23



CODE BGA



CODE BF3

AIRPORT RUNWAY SHELTERS

HOT DIP GALVANISED & FINISHED IN TWO-PACK EPOXY



CHOOSE YOUR
DIMENSIONS

ADD BENCH SEATING
& STORAGE

STEEL POST & RAIL MANUFACTURE STANDARD SIZED BUS STOP SHELTERS WHICH WE CAN TAILOR TO SUIT YOUR REQUIREMENTS.

OUR SERVICE INCLUDES DESIGN SERVICES, ENGINEERING CERTIFICATION AND INSTALLATION AUSTRALIA-WIDE.

OUR SHELTERS CAN BE DELIVERED IN ASSEMBLED CONDITION AND CRANED ONTO A SUITABLE FOUNDATION TO MINIMISE SITE TIME.

CUSTOMER CENTRICITY

A strategy that's based on putting your customer first and at the core of your business in order to provide a positive experience and build long-term relationships.



*Scan to view our
About and Team Page*



Steel Post & Rail Pty. Ltd.



Steel Post & Rail



@steelpostandrail



info@steelpostrail.com.au



1300 680 715



12 Queensbury Avenue, Currumbin, QLD, 4223